

## PMEX UPDATE (Morning)

Commodities	Signal	Entry	Stop loss	Target 1	Target 2
Crude Oil - Brent	BUY	113.00	111.00	115.00	116.70
Crude Oil - WTI	BUY	113.00	111.00	115.00	116.70
Gold	BUY	1,840.00	1,819.00	1,861.00	1,875.00
Silver	BUY	21.818	21.40	22.240	22.600
Platinum	BUY	936.00	927.00	945.00	951.00
Copper	BUY	4.257	4.201	4.314	4.345
Natural Gas	BUY	8.655	8.374	8.936	9.217

Indices	Signal	Entry	Stop loss	Target 1	Target 2
Dow Jones	BUY	32,408.00	32,166.00	32,650.00	32,950.00
S&P 500	BUY	4,026.00	3,992.00	4,060.00	4,090.00
NASDAQ 100	BUY	12,123.00	11,905.00	12,341.00	12,522.00

Currencies	Signal	Entry	Stop loss	Target 1	Target 2
USD-JPY	SELL	127.110	127.920	126.300	125.800
EUR-USD	BUY	1.0714	1.0662	1.0766	1.0800
GBP-USD	BUY	1.2600	1.2530	1.2670	1.2700

Minimum Lot	Total Price	Margin	Investment	Profit 1	Return 1	Profit 2	Return 2
10 Barrel	227,130	8.54%	19,400	3,911	20.16%	7,328	37.77%
10 Barrel	227,130	8.32%	18,900	3,911	20.69%	7,328	38.77%
1 Ounce	369,840	2.54%	9,400	4,058	43.17%	6,872	73.10%
10 Ounce	43,854	4.56%	2,000	794	39.69%	1,517	75.87%
5 Ounce	940,680	5.58%	52,500	8,637	16.45%	14,667	27.94%
1000 Pounds	855,697	5.11%	43,700	11,044	25.27%	17,376	39.76%
1000 MMBTU	1,739,655	12.10%	210,500	56,073	26.64%	112,554	53.47%

Minimum Lot	Total Price	Margin	Investment	Profit 1	Return 1	Profit 2	Return 2
Index Level	6,514,008	3.93%	256,200	47,989	18.73%	108,289	42.27%
Index Level	809,226	4.70%	38,000	6,752	17.77%	12,782	33.64%
Index Level	2,436,723	6.46%	157,500	43,655	27.72%	80,036	50.82%

Minimum Lot	Total Price	Margin	Investment	Profit 1	Return 1	Profit 2	Return 2
10,000 Units	1,919,361	1.84%	35,300	12,356	35.00%	19,906	56.39%
10,000 Units	2,153,514	1.75%	37,600	10,577	28.13%	17,411	46.31%
10,000 Units	2,532,600	2.00%	50,600	14,195	28.05%	20,225	39.97%

## Major Headlines

### Oil Up, Near Two-Month High as Market Remains Tight

Oil was up on Friday morning in Asia, remaining around a two-month high. Brent crude is on track for its biggest weekly jump in one-and-a-half months, supported by the prospect of the European Union (EU)'s ban on Russian oil and the upcoming U.S. summer driving season. Brent oil futures were up 0.21% to \$114.41 by 12:55 AM ET [see more...](#)

### Gold Up, Set for Second Weekly Gain as Dollar Falls from 20-Year High

Gold was up on Friday morning in Asia and was set for a second weekly gain after the dollar retreated from 20-year highs. Gold futures were up 0.28% to \$1,852.70 by 11:30 PM ET (3:30 AM GMT) and was up 0.2% in the week to date. The dollar, which normally moves inversely to gold, was down on Friday, continued a fall in the previous session, [see more...](#)

### Stock futures are mildly lower as S&P 500 aims for winning week

Stock futures were lower in early morning trading Friday as the S&P 500 attempted to snap a seven-week losing streak. Futures on the Dow Jones Industrial Average shed 52 points, or 0.16%. S&P 500 futures and Nasdaq 100 futures slipped 0.18% and 0.22%, respectively. [see more...](#)

### USD/JPY Price Analysis: Bears to outshine on balance below 127.00, a death cross looks likely

The USD/JPY pair is attempting to rebound after a minor correction from 127.40 in early Tokyo. A rangebound move has been observed this week as the asset has remained in a bracket of 126.36-127.48. The volatility has been contracted sharply investors are bracing for wild moves going forward. A Falling Channel chart formation on a four-hour [see more...](#)

### EUR/USD invades 1.0760 ahead of US PCE, DXY renews monthly lows

The EUR/USD pair is advancing sharply higher on broader weakness in the greenback. The pair has attacked 1.0760 and is expected to extend its gains further on a bullish open-drive set up in the Asian session. The shared currency bulls are driving the asset strongly higher right from the first [see more...](#)

### GBP/USD Price Analysis: Bulls creeping up on key resistance, eye a bullish daily extension

As per the prior analysis, GBP/USD Price Analysis: Bulls seeking a discount from daily support structure, the price has respected the support structure and has subsequently moved higher as the bulls piled in. The following illustrates the bullish bias from the daily chart's perspective and the price action on the lower 1-hour time frame. [see more...](#)

Friday, May 27, 2022

## ECONOMIC CALENDAR

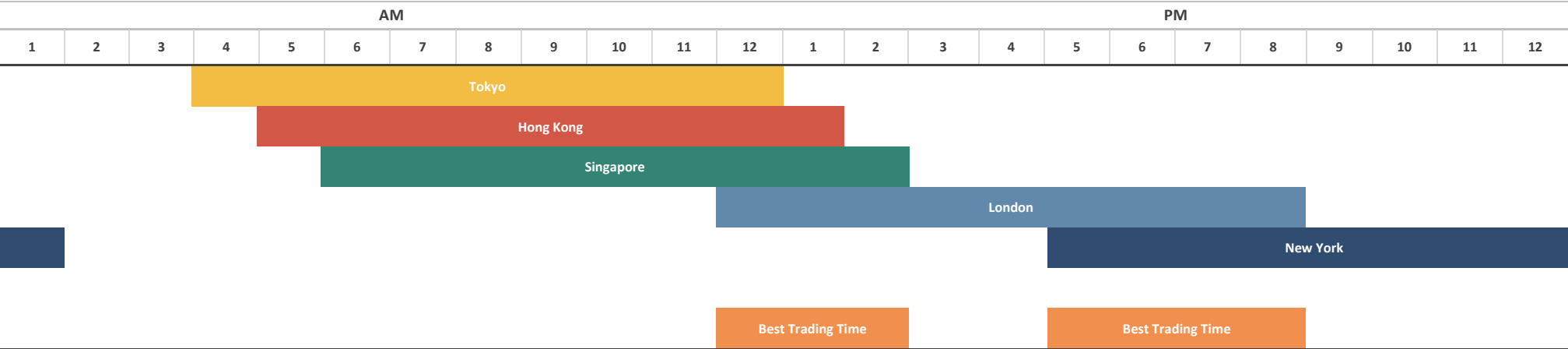


Event	Dates	Time	Currency	Importance	Actual	Forecast	Previous
Retail Sales (MoM) (Apr)	27-May-22	AUD	Holiday	High Volatility	0.9%	0.9%	1.6%

Source: Investing.com

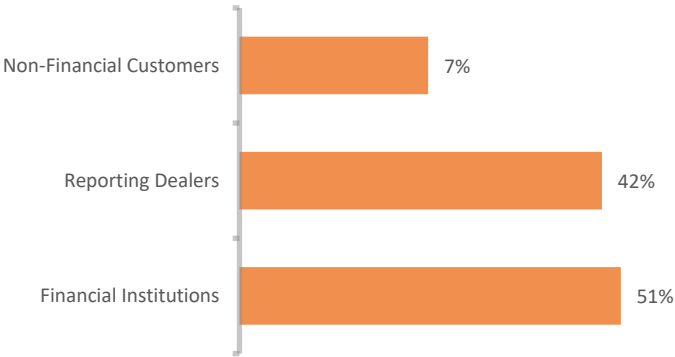
# FOREX MARKET'S STATISTICS

Forex Market Hours

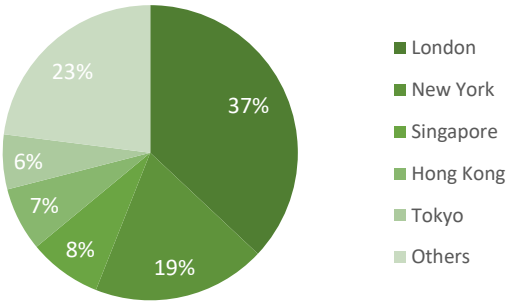


Note: This chart shows the normal forex trading times of all the major forex trading centers across the globe in Pakistan Standard Time.

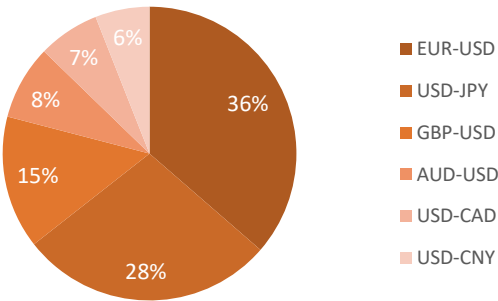
Forex Turnover by Counterparty



Markets' Share in Total Forex Turnover



Most Traded Currency Pairs



Sources: ACPL Research, Forexmarkethours, Dailyfx, Ig

# DISCLAIMER

This report has been prepared by Abbasi and Company (Private) Limited and is provided for information purposes only. Abbasi and Company (Private) Limited (ACPL) is engaged in brokerage business of commodities futures in Pakistan and to provide the trading/ execution facility on Pakistan Mercantile Exchange (PMEX). There is risk of loss in trading in derivatives (futures). The author, directors and other employees of Abbasi and Company (Private) Limited and its affiliates cannot be held responsible for any loss in trading. Futures; futures on margin carries a high level of risk and may not be suitable for all investors. The high degree of leverage can work against the investor/ traders. Before deciding to invest in Commodity derivatives, you should carefully consider your investment objectives, level of experience, and risk appetite. The possibility exists that you could sustain a loss of some or all of your initial investment and therefore you should not invest money that you cannot afford to lose. You should be aware of all the risks associated with futures trading in commodities and other financial products. We take no responsibility for any loss made in investment on any instruments through us. In any event Abbasi and Company (Private) Limited, its affiliates, agents will not be liable to anyone for any decision made or action taken for investment/ trading. Abbasi and Company (Private) Limited, its affiliates, directors and employees cannot be held responsible for any loss in trading due to any problem in connectivity; failure of system; technical problem in the software or any other reason whatever.

All the reports/ recommendations/ trading calls/ opinions are advisory in nature and contains the opinions of the author, which are not to be construed as investment advices. The author, directors and other employees of Abbasi and Company (Private) Limited and its affiliates cannot be held responsible for the accuracy of the information presented herein or for the results of the positions taken based on the opinions expressed in the reports/ views from Abbasi and Company (Private) Limited. All the views/ recommendations/ trading calls and opinions are based on the information, which are believed to be accurate and no assurance can be given for the accuracy of these information.

Derivatives trading involve substantial risk. The valuation of the underlying may fluctuate, and as a result, clients may lose their entire original investment. In no event should the content of this research report be construed as an express or an implied promise, guarantee or implication by, or from, Abbasi and Company (Private) Limited that you will profit or that losses can, or will be, limited in any manner whatsoever. Past results are no indication of future performance. The information provided in this report is intended solely for informative purposes and is obtained from sources believed to be reliable. Information is in no way guaranteed. No guarantee of any kind is implied or possible where projections of future conditions are attempted. Investments in securities market are subject to market risks, read all the related documents carefully before investing.

All rights reserved by Abbasi and Company (Private) Limited. This report or any portion hereof may not be reproduced, distributed, or published by any person for any purpose whatsoever. Nor can it be sent to a third party without prior consent of Abbasi and Company (Private) Limited. Action could be taken for unauthorized reproduction, distribution, or publication.

The research analyst, primarily involved in the preparation of this report, certifies that (1) the views expressed in this report accurately reflect his/her personal views about the subject commodity/index /currency pair and (2) no part of his/her compensation was, is or will be directly or indirectly related to the specific recommendations or views expressed in this report.

## DISCLOSURE

Following exchange rates are used to convert investment and profit values:

- USD/PKR: 201
- JPY/PKR: 1.51

To arrive at our Target Price, Abbasi & Company (Private) Limited uses following methods:

- Technical Analysis
- Fundamental Analysis

Furthermore, profit and returns are inclusive of all expenses including PMEX Fee, ACPL Fee & Sales Tax

## RESEARCH DISSEMINATION POLICY

Abbasi & Company (Private) Limited endeavors to make all reasonable efforts to disseminate research to all eligible clients in a timely manner through either physical or electronic distribution such as email, fax mail etc. Nevertheless, all clients may not receive the material at the same time.

### PREPARED BY

Muhammad Ahmed  
Phone: (+92) 42 38302028  
Ext: 118  
Email: mahmed@abbasiandcompany.com

### RESEARCH DEPARTMENT

6 - Shadman, Lahore  
Phone: (+92) 42 38302028; Ext: 116, 117  
Email: research@abbasiandcompany.com  
web: www.abbasiandcompany.com

### HEAD OFFICE

6 - Shadman, Lahore  
Phone: (+92) 42 38302028  
Email: support@abbasiandcompany.com  
web: www.abbasiandcompany.com

### BRANCH OFFICE

42 - Mall Road, Lahore  
Phone: (+92) 42 38302028 - 37320707  
Email: support@abbasiandcompany.com  
web: www.abbasiandcompany.com